



## Application Note

AN000614

# Understanding Ambient Light Source Flicker

**Sensors with ALS, Flicker and Proximity Detection**

v1-01 • 2019-Sep-03

---

---

# Content Guide

---

<b>1</b>	<b>Introduction.....</b>	<b>3</b>	<b>5</b>	<b>Summary.....</b>	<b>9</b>
<b>2</b>	<b>Why Flicker Matters.....</b>	<b>4</b>	<b>6</b>	<b>References.....</b>	<b>10</b>
<b>3</b>	<b>Quantifying Flicker.....</b>	<b>6</b>	<b>7</b>	<b>Revision Information.....</b>	<b>11</b>
<b>4</b>	<b>Types of Flicker.....</b>	<b>7</b>	<b>8</b>	<b>Legal Information.....</b>	<b>12</b>
4.1	Periodic.....	7			
4.2	Non-Periodic.....	8			

---

# 1 Introduction

---

Temporal light artifacts are undesired effects in the visual perception of a human observer induced by temporal light modulations. Two well-known examples of such unwanted effects are flicker and stroboscopic effect. The term 'flicker' refers to directly visible light modulations at relatively low frequencies (<80 Hz) and small modulation levels. Many terms are used when referring to this time-variation, including flicker, clutter and shimmer.

All conventional light sources including incandescent, high intensity discharge, and fluorescent modulate luminous flux and intensity, whether perceptible or not. The flicker produced by electric ambient light sources can be a function of how it converts AC electricity to light, or the result of noise or transient events on AC distribution lines. Electrical flicker should not be confused with photometric flicker which is modulation that is characteristic of the light source itself, rather than disturbances to its electrical input. Light source characteristics that can affect photometric flicker vary by technology; examples include filament thickness for incandescent, phosphor persistence for fluorescent and coated metal halide, and circuit designs for electronically ballasted or driven sources.

LED flicker characteristics are primarily a function of the LED driver. Different circuit architectures present different sets of performance trade-offs for a driver designer, with cost and form factor restrictions further limiting the choices available. For example, a low cost requirement for a small integral lamp may force a fundamental trade-off between flicker and power-factor. Dimming an LED source can increase or induce flicker when pulse-width modulation (PWM) is employed within the driver to reduce the average light output from the LED source.

---

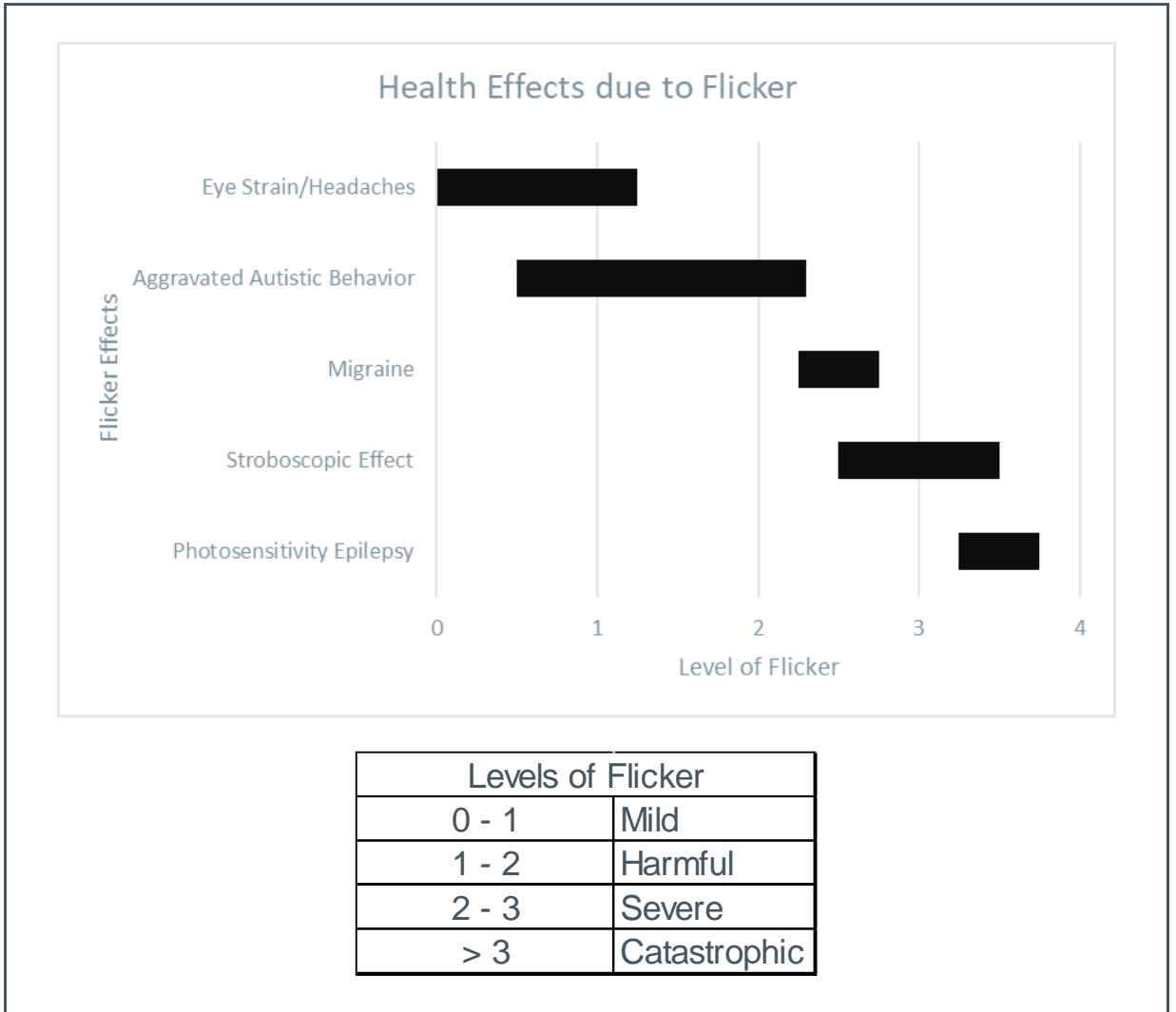
## 2 Why Flicker Matters

---

Photometric flicker from magnetically-ballasted fluorescent, metal halide, and high-pressure sodium lamps has been a concern of the lighting community because of its potential human impacts, which range from distraction or mild annoyance to neurological problems. The effects of flicker are dependent on the light modulation characteristics of the source, the ambient light condition, the sensitivity of the individuals using the space, and the tasks being performed. Low-frequency flicker can induce seizures in people with photosensitive epilepsy, and the flicker in magnetically-ballasted fluorescent lamps used for office lighting has been linked to headaches, fatigue, blurred vision, eyestrain and reduced visual task performance for certain populations.

When discussing the potential human impacts of flicker, it is important to understand the difference between sensation and perception. Sensation is the physiological detection of external conditions that can lead to a nervous system response, while perception is the process by which the brain interprets sensory information. Some sensory information is not perceived, and some perceptions do not accurately reflect the external conditions. As a result, some people who suffer from flicker sensitivity may not be aware that flicker is the reason they are suffering, or even that the light source responsible for their suffering is flickering. Furthermore, not all human observers are equally sensitive to the potential effects of flicker. Populations that tend to be more susceptible to the effects of flicker include children, people with autism, and people with migraines. While the sizes of some specific at-risk populations have been characterized; approximately 1 in 4000 humans suffer from photosensitive epilepsy, for example.

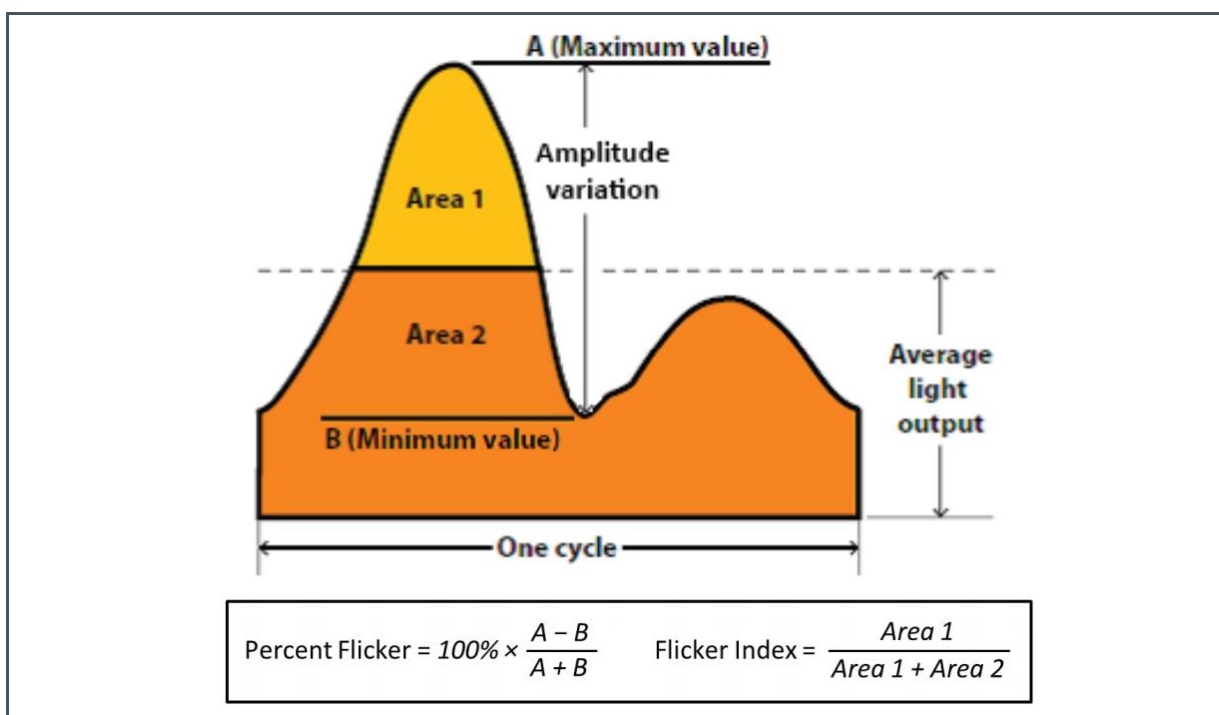
**Figure 1:**  
**Potential Human Impact of Flicker**



### 3 Quantifying Flicker

The photometric flicker found in electric light sources is typically periodic, with its waveforms characterized by variations in amplitude, average level, periodic frequency, shape and in some cases duty cycle. Percent flicker and Flicker Index are metrics historically used to quantify flicker. Percent Flicker is best known and easier to calculate, but Flicker Index has the advantage of being able to account for differences in waveform shape. Both metrics account for amplitude variation and average level, but since both are based on the analysis of a single waveform period, neither is able to account for differences in periodic frequency. An example of a periodic waveform is shown in the Figure 2, along with equations for both flicker metrics.

**Figure 2:**  
Periodic Waveform Characteristics Used in the Calculation of Flicker Metrics<sup>(1)</sup>



(1) Modified from IES Lighting Handbook, 10th Edition

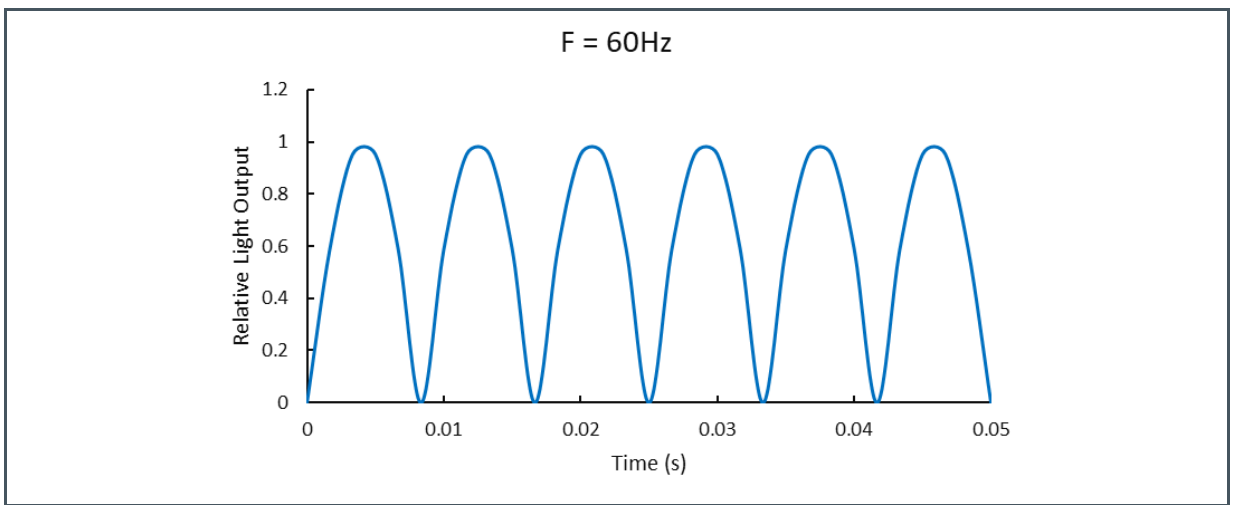
Measuring and reporting flicker is not a standard practice for commercial light sources. Although industry bodies have developed flicker metrics, they have not produced complementary standardized measurement procedures to ensure appropriate comparisons of reported values. Conventional lighting technologies exhibit little variation in flicker for a given source type; for example, all incandescent A19 lamps behave similarly. However for fluorescent lights, the type of ballast has a substantial affect, although just knowing whether it is magnetic or electronic has usually been sufficient for flicker characterization. As a result, there has historically been little need for measuring and reporting the flicker performance of a specific product.

# 4 Types of Flicker

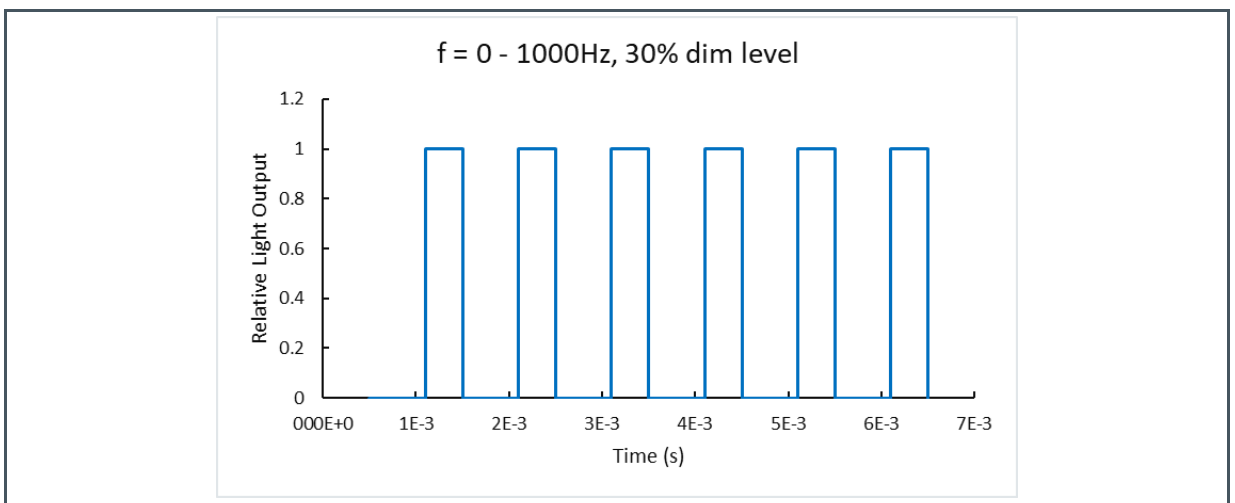
## 4.1 Periodic

This type of flicker can often be intentional, e.g. PWM or a consequence of AC power. Shown in the following figures.

**Figure 3:**  
**AC Power Waveform**



**Figure 4:**  
**Electronic Pulse Width Modulation Waveform**

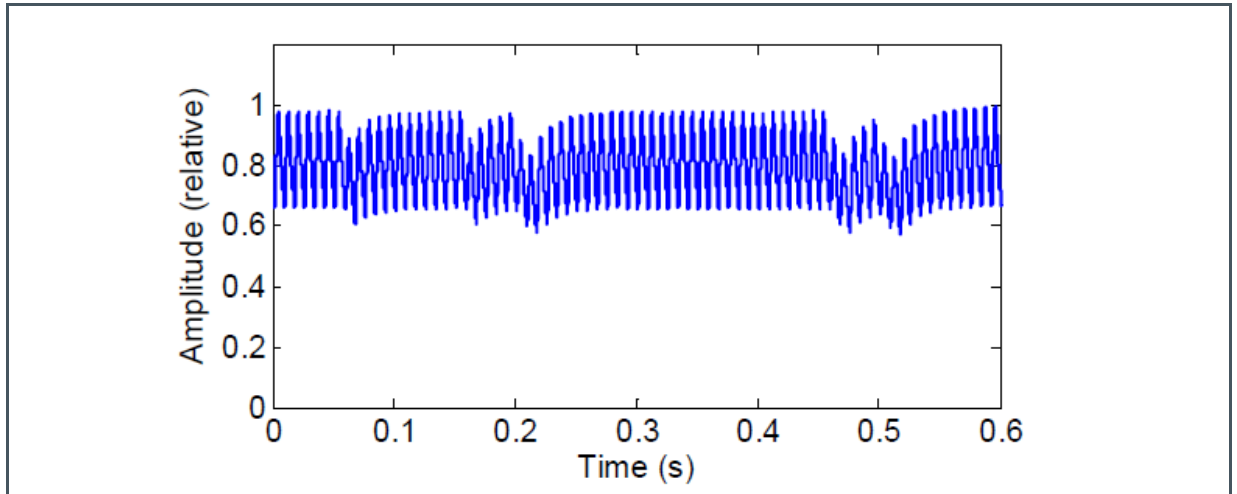


NOTE: Modern LED lighting systems and LED flash lights use PWM frequencies up to 1000Hz as of 2020.

## 4.2 Non-Periodic

This type is unintentional and usually the result of something not working properly, such as end of life driver/dimmer/lamp, or power line disturbances.

**Figure 5:**  
Unintentional Non-Periodic Waveform





---

## 5 Summary

---

Flicker is an unusual phenomenon that is found in various ambient lighting situations and can be difficult to manage. **ams** provides on-chip flicker detection functionality in the many devices, the primary application for the flicker detection function would be flicker-immune camera operation. These efforts can make it easier to minimize flicker-induced problems.

---

## 6 References

---



**For further information, please refer to the following documents:**

- Bierman, Andrew. "Measuring and Assessing Light Source Flicker." Lighting Research Center, Rensselaer Polytechnic Institute. (2016). Pg 2 - 5  
<https://www.energystar.gov/sites/default/files/asset/document/Bierman%20-%20Flicker%20-%20Measuring%20and%20Assessing%20Light%20Source.pdf>
  - Biery, Ethan; Gaines, Jim. "Measuring What's Hard to Describe: The latest Research on "Flicker"." Lightfair International. (2016). Pg 4, 6. [http://www.lutron.com/en-US/Education-Training/Documents/LCE/LightSources/LED/LFI\\_2016\\_L16S21\\_Flicker-v1.02-web.pdf](http://www.lutron.com/en-US/Education-Training/Documents/LCE/LightSources/LED/LFI_2016_L16S21_Flicker-v1.02-web.pdf)
  - "IES Lighting Handbook: The Standard Lighting Guide". Illuminating Engineering Society (1947). <https://archive.org/details/ieslightinghandb00inillu>
  - U.S. Department of Energy. "Flicker Fact Sheet". PNNL-SA-94791. (2013)  
[https://www1.eere.energy.gov/buildings/publications/pdfs/ssl/flicker\\_fact-sheet.pdf](https://www1.eere.energy.gov/buildings/publications/pdfs/ssl/flicker_fact-sheet.pdf)
-

# 7 Revision Information

Changes from previous version to current revision v1-01	Page
Initial version	

- Page and figure numbers for the previous version may differ from page and figure numbers in the current revision.
- Correction of typographical errors is not explicitly mentioned.

## 8 Legal Information

### Copyrights & Disclaimer

Copyright ams AG, Tobelbader Strasse 30, 8141 Premstaetten, Austria-Europe. Trademarks Registered. All rights reserved. The material herein may not be reproduced, adapted, merged, translated, stored, or used without the prior written consent of the copyright owner.

Information in this document is believed to be accurate and reliable. However, ams AG does not give any representations or warranties, expressed or implied, as to the accuracy or completeness of such information and shall have no liability for the consequences of use of such information.

Applications that are described herein are for illustrative purposes only. ams AG makes no representation or warranty that such applications will be appropriate for the specified use without further testing or modification. ams AG takes no responsibility for the design, operation and testing of the applications and end-products as well as assistance with the applications or end-product designs when using ams AG products. ams AG is not liable for the suitability and fit of ams AG products in applications and end-products planned.

ams AG shall not be liable to recipient or any third party for any damages, including but not limited to personal injury, property damage, loss of profits, loss of use, interruption of business or indirect, special, incidental or consequential damages, of any kind, in connection with or arising out of the furnishing, performance or use of the technical data or applications described herein. No obligation or liability to recipient or any third party shall arise or flow out of ams AG rendering of technical or other services.

ams AG reserves the right to change information in this document at any time and without notice.

### RoHS Compliant & ams Green Statement

**RoHS Compliant:** The term RoHS compliant means that ams AG products fully comply with current RoHS directives. Our semiconductor products do not contain any chemicals for all 6 substance categories, including the requirement that lead not exceed 0.1% by weight in homogeneous materials. Where designed to be soldered at high temperatures, RoHS compliant products are suitable for use in specified lead-free processes.

**ams Green (RoHS compliant and no Sb/Br):** ams Green defines that in addition to RoHS compliance, our products are free of Bromine (Br) and Antimony (Sb) based flame retardants (Br or Sb do not exceed 0.1% by weight in homogeneous material).

**Important Information:** The information provided in this statement represents ams AG knowledge and belief as of the date that it is provided. ams AG bases its knowledge and belief on information provided by third parties, and makes no representation or warranty as to the accuracy of such information. Efforts are underway to better integrate information from third parties. ams AG has taken and continues to take reasonable steps to provide representative and accurate information but may not have conducted destructive testing or chemical analysis on incoming materials and chemicals. ams AG and ams AG suppliers consider certain information to be proprietary, and thus CAS numbers and other limited information may not be available for release.

### Headquarters

ams AG  
Tobelbader Strasse 30  
8141 Premstaetten  
Austria, Europe  
Tel: +43 (0) 3136 500 0

Please visit our website at [www.ams.com](http://www.ams.com)

Buy our products or get free samples online at [www.ams.com/Products](http://www.ams.com/Products)

Technical Support is available at [www.ams.com/Technical-Support](http://www.ams.com/Technical-Support)

Provide feedback about this document at [www.ams.com/Document-Feedback](http://www.ams.com/Document-Feedback)

For sales offices, distributors and representatives go to [www.ams.com/Contact](http://www.ams.com/Contact)

For further information and requests, e-mail us at [ams\\_sales@ams.com](mailto:ams_sales@ams.com)