



austriamicrosystems AG

is now

ams AG

The technical content of this austriamicrosystems datasheet is still valid.

Contact information:

Headquarters:

ams AG
Tobelbaderstrasse 30
8141 Unterpremstaetten, Austria
Tel: +43 (0) 3136 500 0
e-Mail: ams_sales@ams.com

Please visit our website at www.ams.com

AS5000-MA075H-1

Axial Magnet d=0.7 x 1.50mm

1 General Description

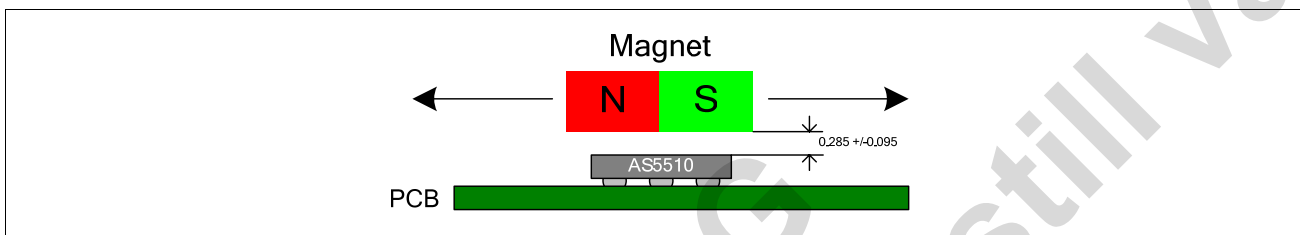
The AS5000-MA075H-1 is an axial magnet used with the AS5510 linear encoder, in order to measure small linear displacements.

The magnet is mounted on the top of the AS5510 with an airgap of typ. 0.285mm.

AS5510 Sensitivity set to +/-12.5mT

Non Linearity Error: <2% (for +/- 150µm stroke)

Figure 1. Linear Position Sensor with AS5510 + Magnet



2 Technical Specification

2.1 Magnetic Specification

Table 1. Magnetic Specification

Type	Min.	Max	Unit
Material	NdFeB		-
Property Grade	N45SH		-
Remanence Br	13.2	13.8	KG
Coercive Force bHc	12.6	-	Koe
Intrinsic Coercive Force iHc	20	-	KOe
Max Energy Product BHmax.	43	46	MGOe
Working Temperature	-	150	°C

2.2 Dimensions

Figure 2. Mechanical Dimensions

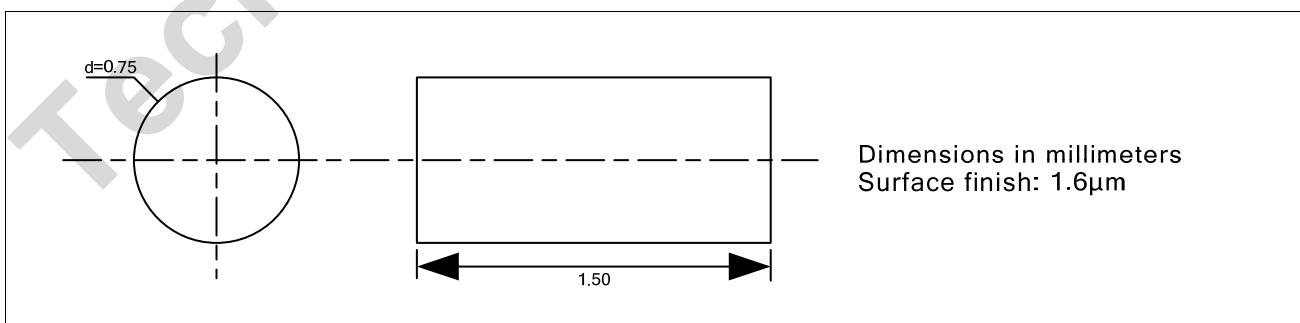
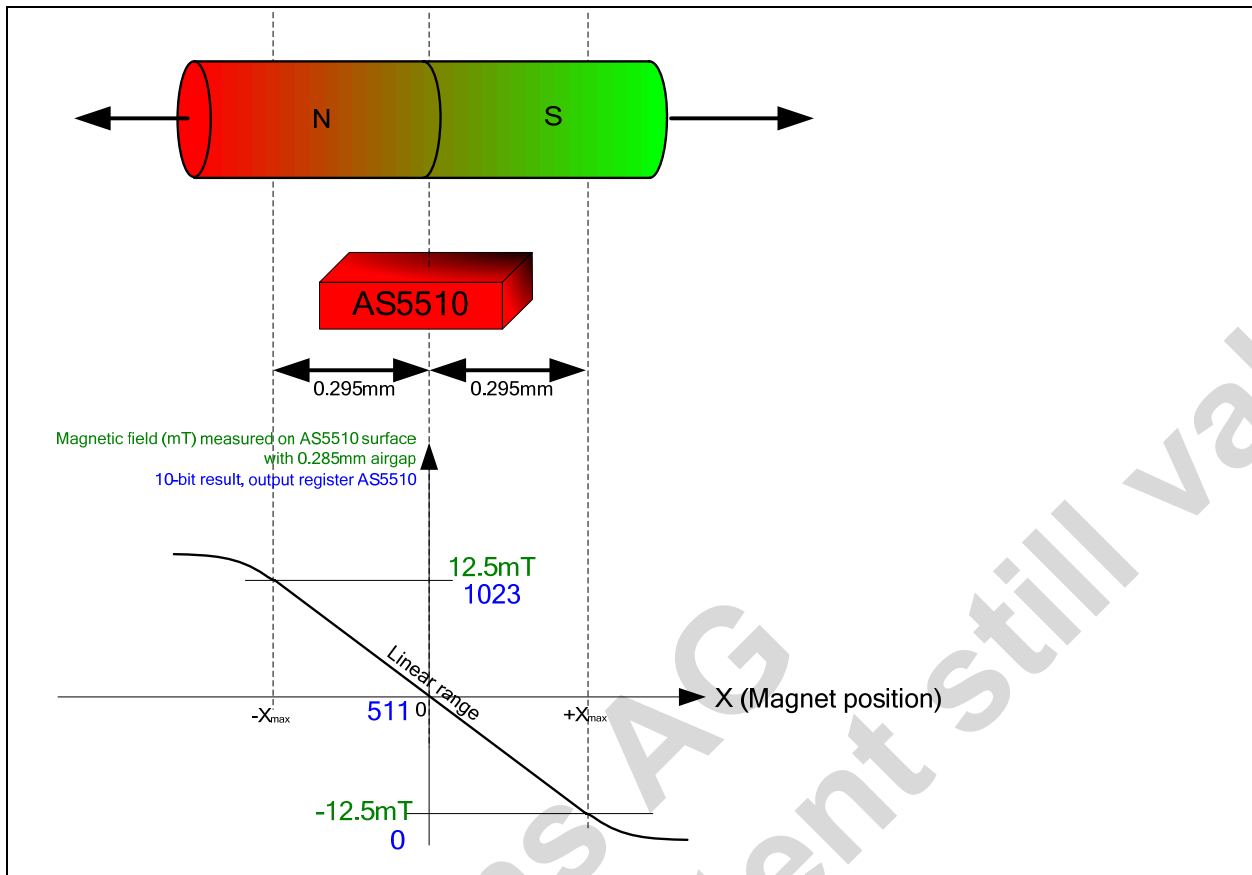


Figure 3: Magnetic field representation



AS5510 Sensitivity set to $\pm 12.5\text{mT}$

The 10-bit output register D[9..0] OUTPUT = $\text{Field}_{(\text{mT})} * (511/12.5) + 511$

Max. Travel Distance $\text{TD}_{\text{max}} = \pm 0.295\text{mm}$ ($X_{\text{max}} = 0.295\text{mm}$)

$B_{\text{max}} = 12.5\text{mT} \rightarrow X = -0.295\text{mm} (= -X_{\text{max}})$	$\text{Field}_{(\text{mT})} = -12.5\text{mT}$	OUTPUT = 0
$\rightarrow X = 0\text{mm}$	$\text{Field}_{(\text{mT})} = 0\text{mT}$	OUTPUT = 511
$\rightarrow X = +0.295\text{mm} (= +X_{\text{max}})$	$\text{Field}_{(\text{mT})} = +12.5\text{mT}$	OUTPUT = 1023

Dynamic range of OUTPUT over $\pm 0.295\text{mm}$: DELTA = $1023 - 0 = 1023$ LSB

Resolution = $\text{TD}_{\text{max}} / \text{DELTA} = 0.59\text{mm} / 1024 = \mathbf{0.58\mu\text{m/LSB}}$

In order to keep the best resolution of the system, it is recommended to adapt the sensitivity as close as the B_{max} of the magnet, with $B_{\text{max}} < \text{Sensitivity}$ to avoid the saturation of the output value.

If a magnet holder is used, this one ferromagnetic in order to keep the maximum magnetic field strength and maximum linearity.

Materials as brass, copper, aluminium, stainless steel are the best choices to make this part.

3 Magnet Supplier Information

New Favor Industry Co., LTD. Taiwan

<http://www.newfavor.com>

TEL: +886-2-2577-5038

Overseas customer: marketing@newfavor.com

Customer located in Taiwan: sales-dept@newfavor.com

4 Revision History

Table 2. Revision History

Revision No.	Description	Change Date
1.00	Initial revision	30. Sep. 2010

ams AG
Technical content still valid

5 Copyrights

Copyright © 2010, austriamicrosystems AG, Schloss Premstaetten, 8141 Unterpremstaetten, Austria – Europe. Trademarks Registered ®. All rights reserved. The material herein may not be reproduced, adapted, merged, translated, stored, or used without the prior written consent of the copyright owner. All products and companies mentioned are trademarks or registered trademarks of their respective companies.

6 Disclaimer

Devices sold by austriamicrosystems AG are covered by the warranty and patent indemnification provisions appearing in its Term of Sale. austriamicrosystems AG makes no warranty, express, statutory, implied, or by description regarding the information set forth herein or regarding the freedom of the described devices from patent infringement. austriamicrosystems AG reserves the right to change specifications and prices at any time and without notice. Therefore, prior to designing this product into a system, it is necessary to check with austriamicrosystems AG for current information. This product is intended for use in normal commercial applications. Applications requiring extended temperature range, unusual environmental requirements, or high reliability applications, such as military, medical life-support or life sustaining equipment are specifically not recommended without additional processing by austriamicrosystems AG for each application.

The information furnished here by austriamicrosystems AG is believed to be correct and accurate. However, austriamicrosystems AG shall not be liable to recipient or any third party for any damages, including but not limited to personal injury, property damage, loss of profits, loss of use, interruption of business or indirect, special, incidental or consequential damages, of any kind, in connection with or arising out of the furnishing, performance or use of the technical data herein. No obligation or liability to recipient or any third party shall arise or flow out of austriamicrosystems AG rendering of technical or other services.



Contact Information

Headquarters

austriamicrosystems AG
A-8141 Schloss Premstaetten, Austria
Tel: +43 (0) 3136 500 0
Fax: +43 (0) 3136 525 01

For Sales Offices, Distributors and Representatives, please visit:

<http://www.austriamicrosystems.com/contact>